

## Fire-Rated, Butt-Glazed, Safety-Rated Transparent Wall Panels

### Fire Rating: 60 Minutes

Fireframes ClearView® System is comprised of butt-glazed Pilkington Pyrostop®, low-iron fire-rated and impact safety-rated glass with a heat resistive perimeter frame. TGP's butt-glazed joints feature nearly colorless transitions between adjoining pieces of the low-iron glass, eliminating the need for colored internal glass unit spacers or vertical frame mullions. The perimeter of each butt-glazed elevation is held in place by the designer's choice of TGP's narrow profile Fireframes® fire-rated frames.


### FEATURES

- Fire-ratings for up to 60 minutes with required hose stream test
- Protection against radiant and conductive heat transfer
- Barrier to fire and smoke
- Impact safety-rated – meets CPSC 16CFR1201 (Cat. II)
- Designed for use in interior applications
- Virtually uninterrupted views and light transmission
- Narrow 5 mm vertical butt joint
- Incorporates large individual panes of Pilkington Pyrostop fire-resistive-rated glass composed of Pilkington Optiwhite™ glass and clear intumescent interlayers (multi-laminate, not a sensitive polymer gel)


### LISTINGS/STANDARDS






Classified and labeled with Underwriters Laboratories, Inc.® and Underwriters Laboratories of Canada. File number is dependent on perimeter frame selection. Fireframes Heat Barrier Series design number U533 (W474 Canada), Fireframes Aluminum Series design number U558 (U416 Canada), and L-Angle U531 (W476 Canada). Tests performed in accordance with:

|        |          |              |           |                            |
|--------|----------|--------------|-----------|----------------------------|
| UL 263 | NFPA 251 | CAN/ULC-S101 | ASTM E119 | MEA 240-00-M<br>LARR 25798 |
|--------|----------|--------------|-----------|----------------------------|

 BIM 3D Model Available

---

 UL Classified & Labeled

-  Fire-Rated
-  Hose Stream Tested
-  Impact-Rated
-  Heat Barrier
-  Positive Pressure Tested

### PILKINGTON PYROSTOP PRODUCT DATA

| FIRE-RATING | MANUFACTURER'S DESIGNATION | NOMINAL THICKNESS | WEIGHT APPROX.   | U-VALUE | DAYLIGHT TRANS. APPROX. (%) | STC RATING APPROX. (%) | MAX. EXPOSED AREA                               | MAX. WIDTH OF EXPOSED GLAZING | MAX. HEIGHT OF EXPOSED GLAZING | MIN. WIDTH (IN)     |
|-------------|----------------------------|-------------------|--|---------|-----------------------------|------------------------|---|-------------------------------|--------------------------------|---------------------|
| 60          | 60-201                     | 27 mm             | 12.5 lb / ft <sup>2</sup><br>(61 kg / m <sup>2</sup> ) | .83     | 86                          | 44                     | 7,442 in <sup>2</sup><br>(4.80 m <sup>2</sup> ) | 63"<br>(1.6 m)                | 118-1/8"<br>(3.0 m)            | 31-9/16"<br>(.80 m) |

### FRAME OPTIONS

Fireframes ClearView System is available with the following perimeter frames, Fireframes® Heat Barrier Series, Fireframes Aluminum Series, and L-angle steel by others. Please see Fireframes Heat Barrier Series or Fireframes Aluminum Series fact sheets for more detail.

### LABELING

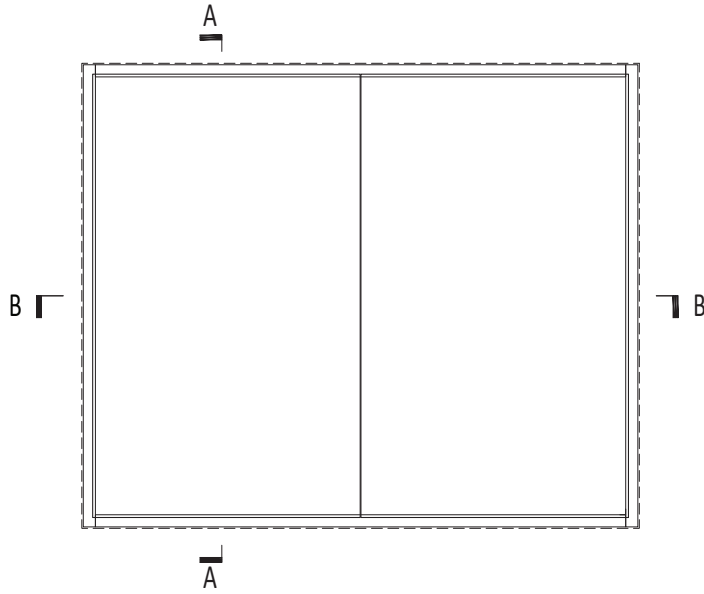
Each piece of Pilkington Pyrostop shall be permanently labeled with the Pilkington Pyrostop logo, UL logo and fire rating.

### STORAGE & HANDLING

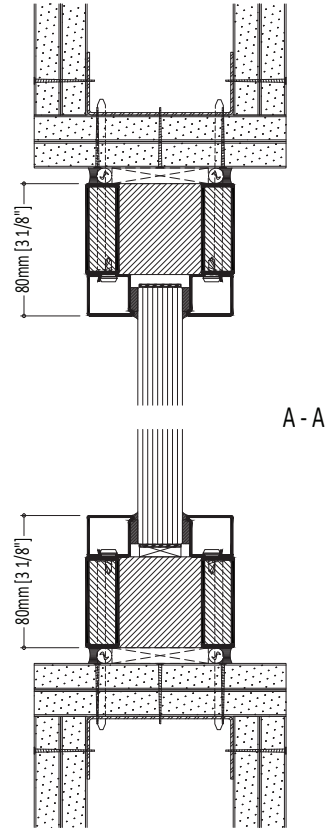
Pilkington Pyrostop must be handled with care during transportation, storage, inspection and installation. It should be stored in dry conditions, stocked vertically and fully supported in a manner which prevents the glass from sagging. During storage and transportation, the temperature of Pilkington Pyrostop should not exceed 122°F (50°C). Do not expose the "non-PVB" side of the glass to UV light. Do not remove the protective edge tape. See manufacturer's installation and warranty information for further details.

**DETAIL DRAWINGS**

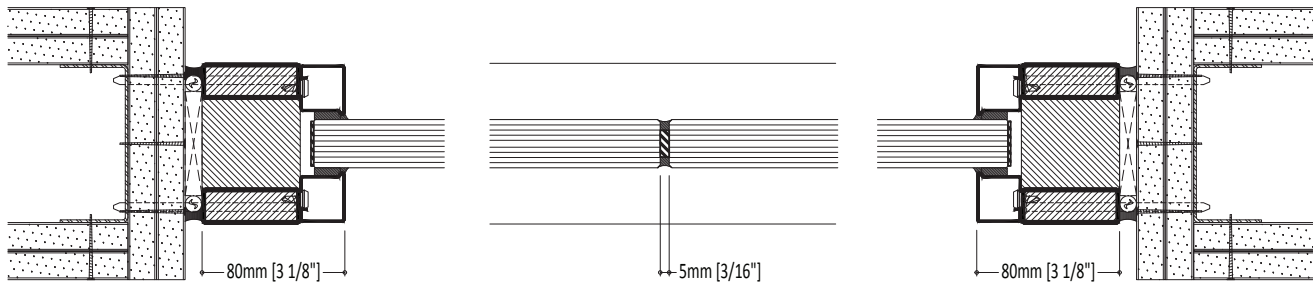
Details shown use Fireframes Heat Barrier Series frames by TGP.



ELEVATION VIEW



A - A



B - B

