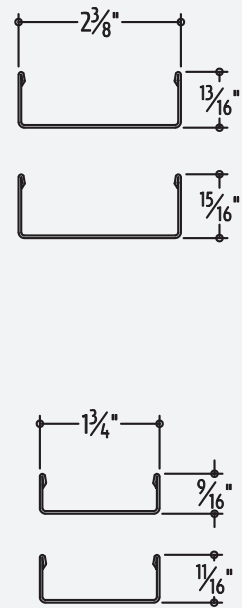


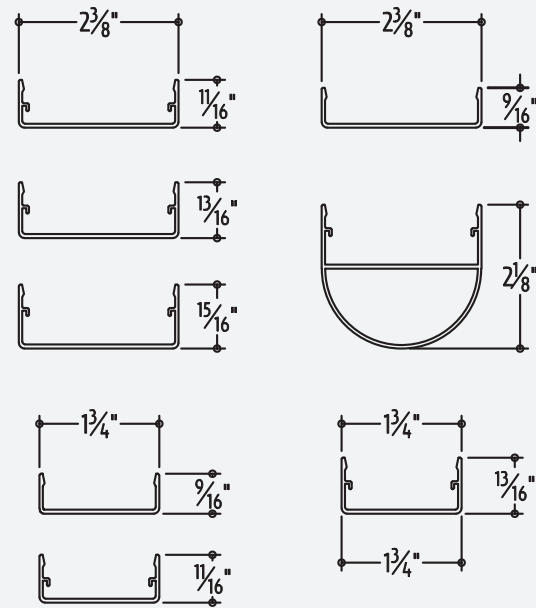
AVAILABLE COVER CAPS

STAINLESS STEEL COVER CAPS



Above cover caps available in **stainless steel** for both fire-rated and non-rated conditions

ALUMINUM COVER CAPS



Above cover caps available in **aluminum** for both fire-rated and non-rated conditions



FIRE-RATED STEEL CURTAINWALL FOR 45/60/90/120 MINUTE APPLICATIONS

Fireframes® are revolutionizing fire-rated framing. Incorporating precise European engineering, the Curtainwall Series allows for large, multi-story expanses of glass in interior and exterior applications. Now fabricated in the United States, Curtainwall Series frames are listed and labeled with UL and ULC.

FEATURES

- Fire ratings of 45, 60, 90 and 120 minutes
- Unrestricted glazing area for use in locations where total glazing exceeds 25% of wall area (60, 90, 120 minutes)
- Full-lite doors available in single leaf or double leaf design (see Designer Series or Heat Barrier Series)
- Narrow steel profiles
- Air and water pressure tested and approved for exterior use
- Easy installation similar to typical pressure plate curtainwall
- Frames supplied "K.D." or welded depending on application
- Pressure-glazed with EPDM gaskets (exterior)
- Can incorporate large individual panes of Pilkington Pyrostop® glass
- Durable steel frames ensure low maintenance system
- Finished face caps (aluminum, stainless steel, etc.) to meet project needs
- Custom aluminum face caps to meet project needs
- Finish painted at the factory to match desired color scheme
- Fabricated in the U.S.A.LISTINGS

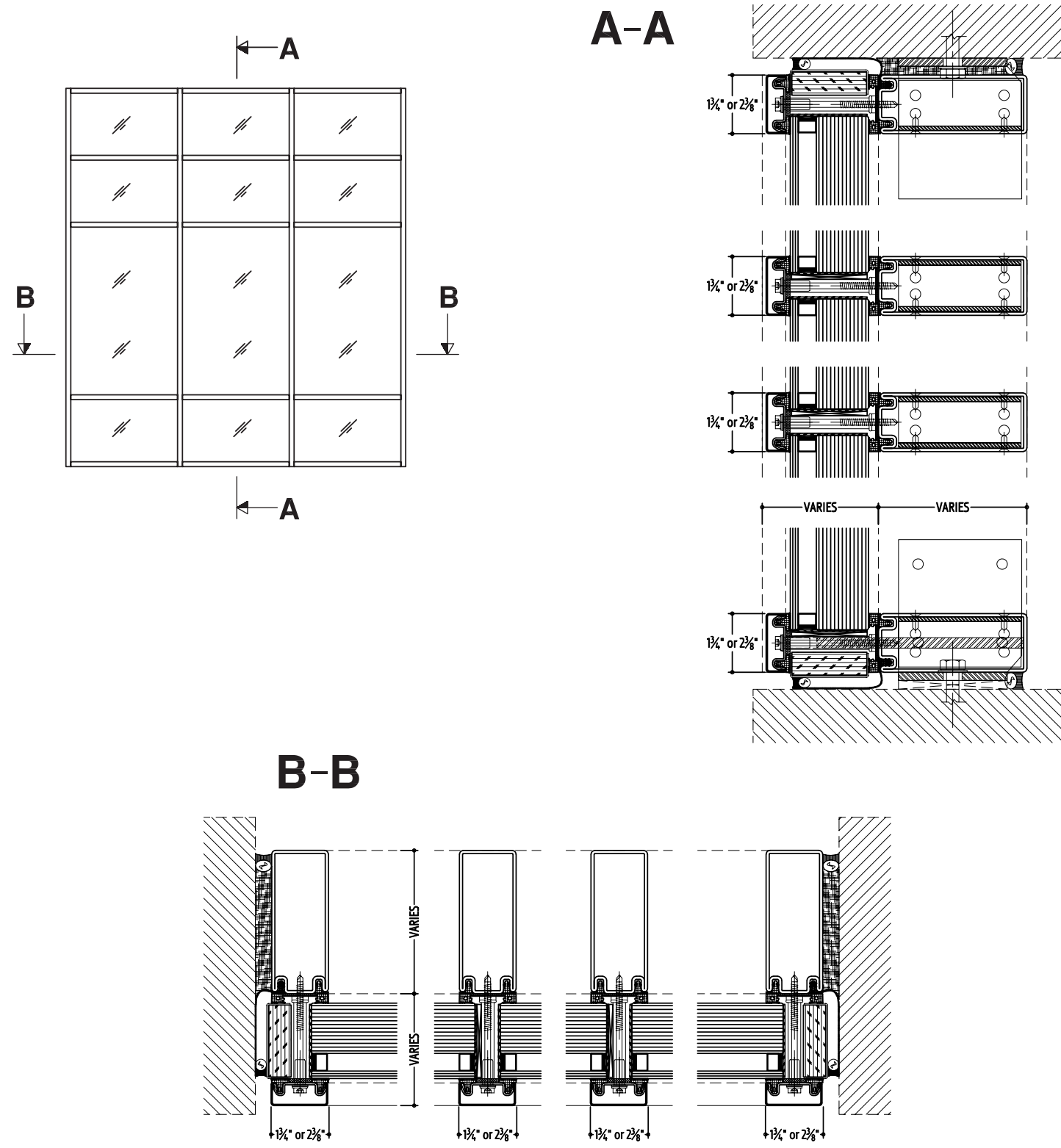
Listed and labeled by Underwriters Laboratories Inc. and Underwriters Laboratories of Canada. File number for labeled 45/120 minute fire-rated assemblies is Design Number U537. Frame tests performed in accordance with ASTM E-119 (60-120 minutes), CAN/ULC-S101, NFPA 251, UL 263, UL 9, UL 10C, UBC 7-2, UBC 7-4, ASTM E283, ASTM E330, ASTM E331, and AAMA 501.1. Approved for use in Los Angeles: LARR 25798.

FRAMING

RATING	MAX. EXPOSED GLASS AREA PER PIECE (in ²)	MAX. EXPOSED GLASS DIMENSION (in)
45 min.	4,500	95-1/4
60 min.	5,605	96
90 min.	3,724	96
120 min.	3,724	111

Note: Individual lite sizes cannot exceed "Max. Exposed Glass Area" shown above.

DETAIL DRAWINGS



AVAILABLE MULLION PROFILES

